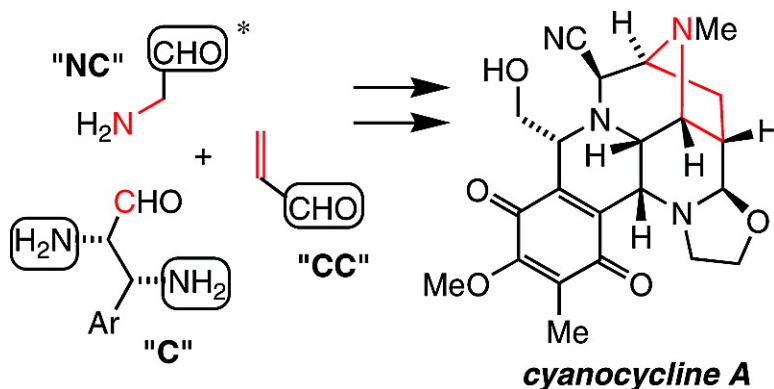


An Efficient Synthetic Approach to Cyanocycline A and Bioxalomycin β 2 via [C+NC+CC] Coupling

H. mit Kaniskan, and Philip Garner

J. Am. Chem. Soc., **2007**, 129 (50), 15460-15461 • DOI: 10.1021/ja077853c

Downloaded from <http://pubs.acs.org> on February 9, 2009



More About This Article

Additional resources and features associated with this article are available within the HTML version:

- Supporting Information
- Links to the 1 articles that cite this article, as of the time of this article download
- Access to high resolution figures
- Links to articles and content related to this article
- Copyright permission to reproduce figures and/or text from this article

[View the Full Text HTML](#)

An Efficient Synthetic Approach to Cyanocycline A and Bioxalomycin β 2 via [C+NC+CC] Coupling

H. Ümit Kaniskan and Philip Garner*[†]

Department of Chemistry, Case Western Reserve University, Cleveland, Ohio 44106-7078

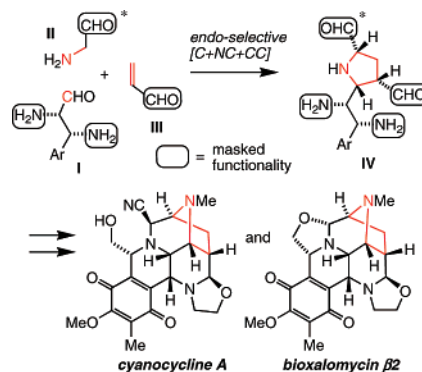
Received October 12, 2007; E-mail: ppg@wsu.edu

The exploitation of natural products for the treatment of disease is often limited by availability, placing the onus on the synthetic chemist to devise efficient and flexible approaches to specific target families. Our group recently disclosed a set of stereocomplementary metal-catalyzed multicomponent reactions for the synthesis of highly functionalized pyrrolidines, which we termed [C+NC+CC] coupling reactions.¹ Herein, we illustrate how this powerful reaction technology simplifies the synthesis of both the cyanocyclines² and bioxalomycins³ (Scheme 1). We are interested in developing efficient syntheses of these natural products and structurally related analogues because of their potential as “privileged” small molecule scaffolds for protein interrogation and drug development.⁴ Previous efforts⁵ include two asymmetric syntheses of cyanocycline A from the laboratories of Evans (35 linear steps)^{5c} and Fukuyama (32 linear steps).^{5d} The [C+NC+CC] reaction provides rapid access to a key pyrrolidine intermediate (structure **IV**) that is converted to the target using established chemistry, reducing the total number of steps by one-third.

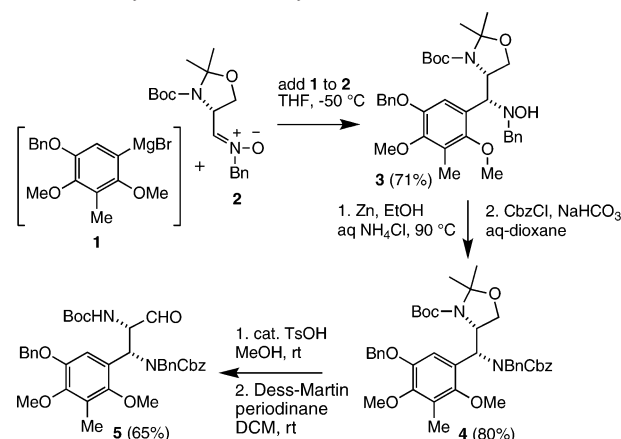
In our approach to these natural products, the first order of business involved construction of a suitably functionalized 2,3-diamino aldehyde corresponding to **I** that incorporates an aromatic precursor of the targets' quinoid A-ring. Synthesis of the aldehyde **5** (Scheme 2) begins with a stereoselective reaction of Grignard reagent **1**⁶ and the serinal-derived nitrone **2** to give the syn disposed hydroxylamine **3**, exclusively. The stereochemical outcome of this addition reaction was anticipated on the basis of the precedent provided by Merino and co-workers.⁷ Reduction of the hydroxylamine functionality with zinc followed by N-protection with CbzCl produced the differentially protected diamine **4**. Mildly acidic methanolysis of the oxazolidine ring released the primary alcohol, which was oxidized by the Dess–Martin reagent to give the required aldehyde **5** (=I) in 42% overall yield from **2**.

The key [C+NC+CC] coupling reaction (Scheme 3) was effected by combining aldehyde **5** and L-glycylsultam **6** ($X^- = \text{Oppolzer's L-camphorsultam}$)⁸ in methyl acrylate (solvent) with 10 mol % AgOAc at room temperature. This reaction produced the desired pyrrolidine **7** in 74% yield. Because of the hindered urethane functionality present in this molecule, the relative configurations of the newly created pyrrolidine stereocenters could not be determined using standard NMR techniques. However, the endo-si product was expected on the basis of our earlier [3+2] cycloaddition studies and the proposed pre-TS model (shown in inset). This stereochemical assignment was supported by a subsequent NOE study on a more rigid synthetic intermediate (compound **12**) and confirmed by the successful conclusion of the synthesis. Compound **7** represents the most ambitious application of our asymmetric [C+NC+CC] coupling technology to date and essentially solves the cyanocycline/bioxalomycin synthesis problem.

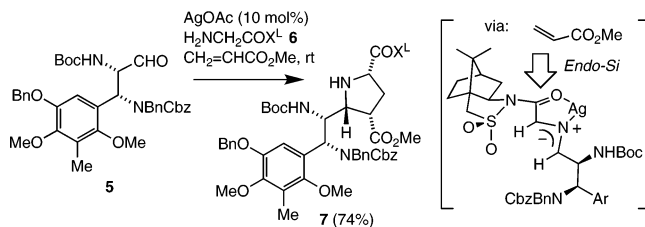
Scheme 1. Key Elements of the Synthetic Strategy



Scheme 2. Synthesis of Aldehyde 5

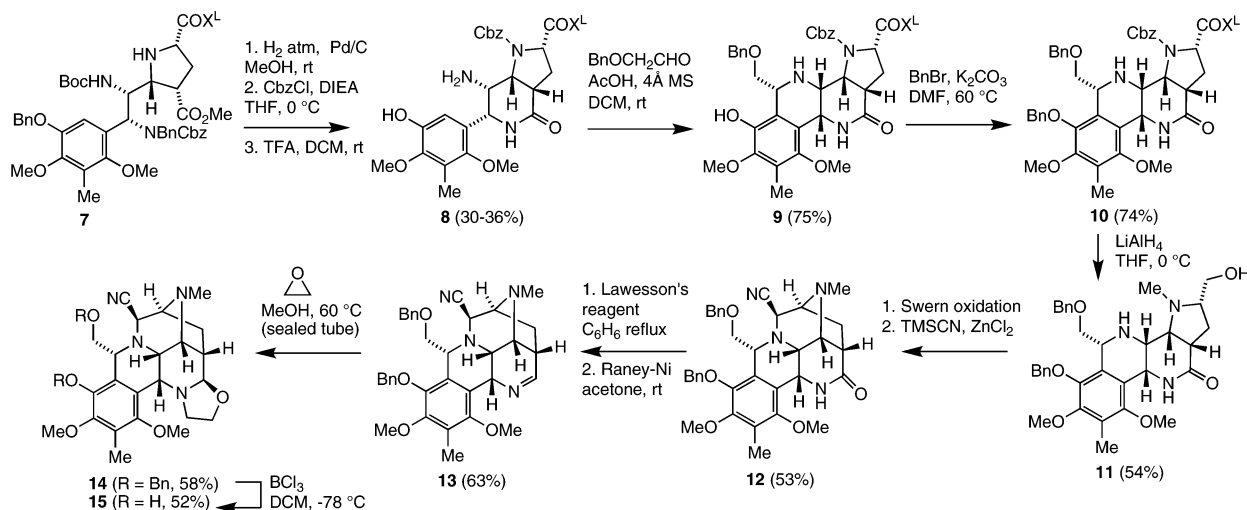


Scheme 3. Key [C+NC+CC] Coupling Reaction



The synthetic end game (Scheme 4) begins with Pd-catalyzed hydrogenolysis of **7** to give a phenolic lactam. This multistep operation effected concomitant removal of the benzyl ether and Cbz groups, followed by δ -lactam formation. At this point, Cbz protection of the pyrrolidine amine and removal of the Boc group led to the phenolic amine **8**, which was subjected to a Pictet–Spengler reaction with benzyloxyacetaldehyde to produce the tetrahydroisoquinoline **9** in 75% overall yield. The (9*R*) stereochemistry was tentatively assigned on the basis of Fukuyama's precedent and confirmed later by correlation with cyanocycline A.

[†] Current address: Department of Chemistry, Washington State University, Pullman, WA 99164-4630.

Scheme 4. The Cyanocycline A/Bioxalomyacin β 2 Endgame

Reprotection of the free phenol gave **10**, which was reduced with LiAlH_4 to give the primary alcohol **11** in 54% yield. This reaction not only released the chiral auxiliary but also converted the urethane moiety to the required N-methyl group.⁹ Swern oxidation and aminonitrile formation afforded compound **12**, which was amenable to NOESY experiments to confirm its structure (Supporting Information). The F-oxazolidine was introduced using methodology developed by Pelletier that proceeds via stable imine **13**.¹⁰ Finally, **14** was deprotected with BCl_3 (hydrogenolysis was ineffective) to give diol **15**. This compound corresponded to an advanced intermediate that Fukuyama had converted to cyanocycline A (reference 5, parts b and d). Since cyanocycline A is convertible to bioxalomyacin β 2 through the agency of Ag^{I} (references 5e and 2), attainment of **15** constitutes an efficient formal synthesis of this natural product as well.

Our formal synthesis of cyanocycline A proceeded in 22 linear steps from 2,6-dimethoxytoluene (19 steps from the commercially available serinal precursor of **2**). This represents the most efficient synthetic approach yet to these complex natural products. The successful application of our [C+NC+CC] coupling technology to the cyanocycline/bioxalomyacin problem augers well for the synthesis of other members of this natural product family (dnacins, for example) as well as structurally related unnatural products. Improved access to this natural product family will enable their biological and biochemical evaluation with an eye on discovering previously unrecognized protein targets.¹¹

Acknowledgment. This research was supported by a grant from the National Science Foundation (Grant CHE-0553313). Thanks to Chris Parker and Yu Zhang for their technical assistance.

Supporting Information Available: Experimental details and characterization data for compounds **2** through **15**. This material is available free of charge via the Internet at <http://pubs.acs.org>.

References

- (a) Ag^{I} -catalyzed endo selective [C+NC+CC] coupling: Garner, P.; Kaniskan, H. Ü.; Hu, J.; Youngs, W. J.; Panzner, M. *Org. Lett.* **2006**, *8*, 3647. (b) Cu^{I} -catalyzed exo selective [C+NC+CC] coupling: Garner, P.; Hu, J.; Parker, C. G.; Youngs, W. J.; Medvetz, D. *Tetrahedron Lett.* **2007**, *48*, 3867.

- (2) Zaccardi, J.; Alluri, M.; Ashcroft, J.; Bernan, V.; Korshalla, J. D.; Morton, G. O.; Siegel, M.; Tsao, R.; Williams, D. R.; Maiese, W.; Ellestad, G. A. *J. Org. Chem.* **1994**, *59*, 4045. This paper established that the originally proposed structure of naphthyridinomycin was likely the G-ring hydrolyzate and that the natural product is, in fact, bioxalomyacin β 2.
- (3) For a comprehensive review of the chemistry and biology of the saframycin, quinocarcin, and naphthyridinomycin families of tetrahydroisoquinoline antibiotics, see: Scott, J. D.; Williams, R. M. *Chem. Rev.* **2002**, *102*, 1669.
- (4) While the tetrahydroisoquinoline antibiotics were originally believed to act as DNA-damaging, cytotoxins, there is increasing evidence that these molecules also interact with therapeutically relevant proteins: (a) dnacin inhibits dual specificity phosphatase cdc25B: Horiguchi, T.; Nishi, K.; Hakoda, S.; Tanida, S.; Nagata, A.; Okayama, H. *Biochem. Pharmacol.* **1994**, *48*, 2139. (b) DX-52-1 inhibits radixin: Kahsai, A. W.; Zhu, S.; Wardrop, D. J.; Lane, W. S.; Fenteany, G. *Chem. Biol.* **2006**, *13*, 973. (c) ET-743 inhibits DNA repair proteins: D'Incalci, M.; Erba, E.; Damia, G.; Gallera, E.; Carrassa, L.; Marchini, S.; Mantovani, R.; Tognon, G.; Fruscio, R.; Jimeno, J.; Faircloth, G. T. *The Oncologist* **2002**, *7*, 210.
- (5) Synthesis of *rac*-cyanocycline A: (a) Evans, D. A.; Illig, C. A.; Saddler, J. C. *J. Am. Chem. Soc.* **1986**, *108*, 2478. (b) Fukuyama, T.; Li, L.; Laird, A. A.; Frank, R. K. *J. Am. Chem. Soc.* **1987**, *109*, 1587. (c) Illig, C. R. Ph.D. Dissertation, Harvard University, Cambridge, MA, 1987. (d) Li, L. Ph.D. Dissertation, Rice University, Houston, TX, 1989. (e) Synthesis of (+)-naphthyridinomycin: Fukuyama, T. *Adv. Heterocycl. Chem.* **1992**, *2*, 189. Other synthetic efforts: (f) Danishefsky, S.; O'Neill, B. T.; Taniyama, E.; Vaughn, K. *Tetrahedron Lett.* **1984**, *25*, 4199. (g) Danishefsky, S.; O'Neill, B. T.; Springer, J. T. *Tetrahedron Lett.* **1984**, *25*, 4203. (h) Garner, P.; Cox, P. B.; Anderson, J. T.; Protasiewicz, J.; Zaniewski, R. *J. Org. Chem.* **1997**, *62*, 493. (i) Movassaghi, M. Ph.D. Dissertation, Harvard University, Cambridge, MA, 2001. (j) Herberich, B.; Kinugawa, M.; Vazquez, A.; Williams, R. M. *Tetrahedron Lett.* **2001**, *42*, 543. (k) Mori, K.; Rikimaru, K.; Kan, T.; Fukuyama, T. *Org. Lett.* **2004**, *6*, 3095.
- (6) The bromide corresponding to **1** was prepared by benzylation of the known 5-bromo-2,4-dimethoxy-3-methylphenol: Marques, M. M.; Pichlmair, M. M. B.; Martin, H. J.; Mulzer, J. *Synthesis* **2002**, 2766.
- (7) Merino, P.; Lanaspá, A.; Merchan, F. L.; Tejero, T. *Tetrahedron: Asymmetry* **1998**, *9*, 629.
- (8) This compound was conveniently prepared by acylation of Opolzer's L-camphorsultam with bromoacetyl bromide followed by displacement by azide and hydrogenolysis. See: Kaniskan, H. Ü. Ph.D. Dissertation, Case Western Reserve University, Cleveland, OH, 2007.
- (9) (a) Pallavicini, M.; Moroni, B.; Bolchi, C.; Cilia, A.; Clementi, F.; Fumagalli, L.; Gotti, C.; Meneghetti, F.; Riganti, L.; Vistoli, G.; Valoti, E. *Bioorg. Med. Chem. Lett.* **2006**, *16*, 5610. (b) McManus, H. A.; Fleming, M. J.; Lautens, M. *Angew. Chem., Int. Ed.* **2007**, *46*, 433.
- (10) Pelletier, S. W.; Nowacki, J.; Mody, N. V. *Synth. Commun.* **1979**, *9*, 201.
- (11) Compound **12** has been found to inhibit cell migration, like DX-52-1, and has target overlap with DX-52-1 but has far greater selectivity for one target over another: Fenteany, G. Personal communication. This finding supports our hypothesis that this natural product family—now readily accessible using the strategy disclosed herein—will be useful for protein interrogation and drug development.

JA077853C